

Study at Clausthal Executive School

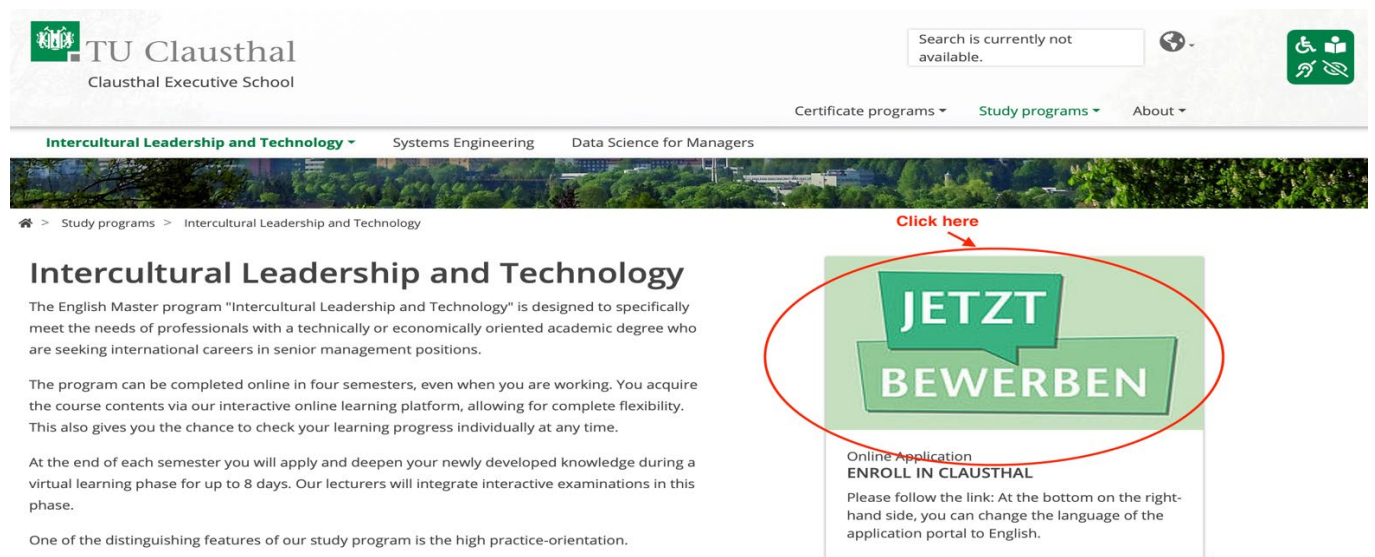
Apply online now!

You can apply quickly, easily and around the clock online and easily upload all your application documents.

Take advantage of the online application!

You will find the link to the online application as well as further information on the application process on the website of the Clausthal Executive School. Alternatively, you can use the following link to go directly to the online application: [Online Application](#).

Step 1: To apply for a program with us, first click on "Apply Now":



The screenshot shows the TU Clausthal website header with the logo and navigation menu. The main content area features a banner for the 'Intercultural Leadership and Technology' program. A red circle highlights a green button with the text 'JETZT BEWERBEN' (Apply Now). A red arrow points to the button with the text 'Click here'. Below the button, there is a link 'Online Application ENROLL IN CLAUSTHAL' and a note about changing the application portal language to English.

Intercultural Leadership and Technology

The English Master program "Intercultural Leadership and Technology" is designed to specifically meet the needs of professionals with a technically or economically oriented academic degree who are seeking international careers in senior management positions.

The program can be completed online in four semesters, even when you are working. You acquire the course contents via our interactive online learning platform, allowing for complete flexibility. This also gives you the chance to check your learning progress individually at any time.

At the end of each semester you will apply and deepen your newly developed knowledge during a virtual learning phase for up to 8 days. Our lecturers will integrate interactive examinations in this phase.

One of the distinguishing features of our study program is the high practice-orientation.

JETZT BEWERBEN

Click here

Online Application
ENROLL IN CLAUSTHAL

Please follow the link: At the bottom on the right-hand side, you can change the language of the application portal to English.

Step 2: You can create your online application by clicking on **"My Application"**:

The screenshot shows the TU Clausthal Student Portal. At the top, there is a header with the TU Clausthal logo, a navigation menu (highlighted with a red circle and 'Click here'), and login fields for 'User name' and 'Password' with a 'Login' button. The 'Summer 2023' and 'Default language' (English) are also visible. Below the header, the main content area is divided into three columns. The left column contains a 'Welcome to TU Clausthal' message and a 'Home page' button. The middle column features a 'Quick links (no sign-in required)' section with buttons for 'Current classes', 'Find a class', 'Show course catalogue', 'Find a room', 'Applicants', and 'User guide'. The right column displays 'News' with two articles about online application deadlines for Summer 2023. A 'Contact and support' section at the bottom left shows the 'TU Clausthal Student Office' contact information.

Step 3: When you click on **"Menu"**, you will see a total of four fields. You need to click on **"Admission"**:

The screenshot shows the TU Clausthal Student Portal menu. The 'Menu' icon (three horizontal lines) in the top left corner is highlighted with a red circle and 'Click here'. The menu is open, showing four options: 'Home', 'Admission', 'Studies offered', and 'TU-Clausthal'. The 'Admission' option is highlighted with a red circle and a red arrow pointing to it. The 'Admission' option is the one to click on. The rest of the page content remains the same as in the previous screenshot.

Step 4: To create a profile and apply, you need to click on the **"Registration"** area:

The screenshot shows the TU Clausthal portal interface. In the top right, there are fields for 'User name' and 'Password' with a 'Login' button, and a 'Default language' dropdown set to 'English'. The left sidebar contains a 'Main menu' with 'Admission' and 'Registration' (highlighted with a red circle and 'Click here' text). Below 'Registration' is 'E-mail verification'. The main content area features a 'Quick links (no sign-in required)' section with buttons for 'Current classes', 'Find a class', 'Show course catalogue', 'Find a room', 'Applicants', and 'User guide'. A 'Contact and support' section includes a 'TU Clausthal Student Office' button. The right sidebar contains a 'News' section with two announcements: 'Online-Prüfungsanmeldung für das SS 2023 freigeschaltet' and 'SS 2023 im Online-Vorlesungsverzeichnis freigeschaltet!'.

Step 5: This will take you to the **self-registration** page where you will need to provide information about yourself. For each section, you will see whether the required information is complete (green) or incomplete (red). You will not be able to proceed unless the required information is complete in all areas:

The screenshot shows the TU Clausthal self-registration page. The breadcrumb trail indicates the path: 'You are here: Home > Admission > Registration'. The page is divided into two main sections: 'Information' and 'Personal data'. The 'Information' section contains instructions and a link to the data privacy policy. The 'Personal data' section contains form fields for Surname, First name, Gender, Name prefix, Date of birth, Place of birth, and Country of birth. Each field has a small blue icon indicating its status (complete or incomplete).

TU Clausthal

User name: Password: [Login](#) Summer 2023 Default language: [English](#)

[Lost your login data as an applicant?](#)

Birth name: ⓘ

* Nationality:

2. Nationality:

Contact information

* Country:

Address addition (c/o, room number): ⓘ

* Street and house number:

* Postcode:

* City:

Phone: ⓘ

* Mobile Phone: ⓘ

* E-mail: ⓘ

* Repeat e-mail: ⓘ

Step 6: Once you have entered all required information, click **"Register"**.

TU Clausthal

User name: Password: [Login](#) Summer 2023 Default language: [English](#)

[Lost your login data as an applicant?](#)

Password

ⓘ Your password must be at least 6 characters long and consist of upper and lower case letters as well as at least number and a special character.
A special character is any character that is not a letter, underscore (_), space or digit.

* Password: ⓘ

* Repeat password: ⓘ

Security question (Captcha)

ⓘ In order to ensure that the request was made by a person and not by a spam machine, please enter the letters or numbers from the query below in the answer field.

Security question (Captcha): ⓘ

* Response to the security question:

Data privacy policy

☐ * I have read and accept the data privacy policies listed at the beginning of this page.
→ To the data privacy policies.

[Click here](#)

[Register](#)

Step 7: You are now in your personal area. You can check what information you have already saved and change it if necessary:

TU Clausthal

search menu

Student Portal

Quick links ▼

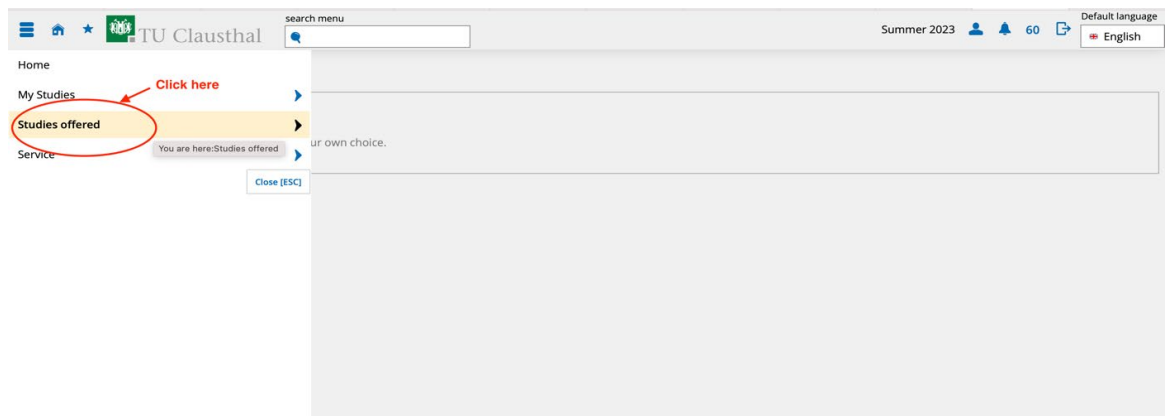
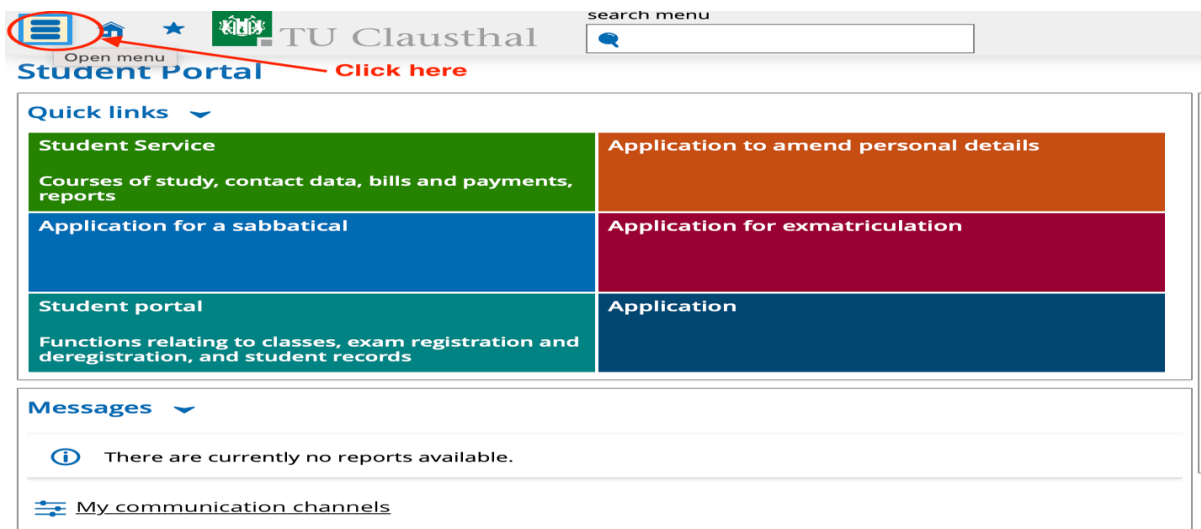
Student Service Courses of study, contact data, bills and payments, reports	Application to amend personal details
Application for a sabbatical	Application for exmatriculation
Student portal Functions relating to classes, exam registration and deregistration, and student records	Application

Messages ▼

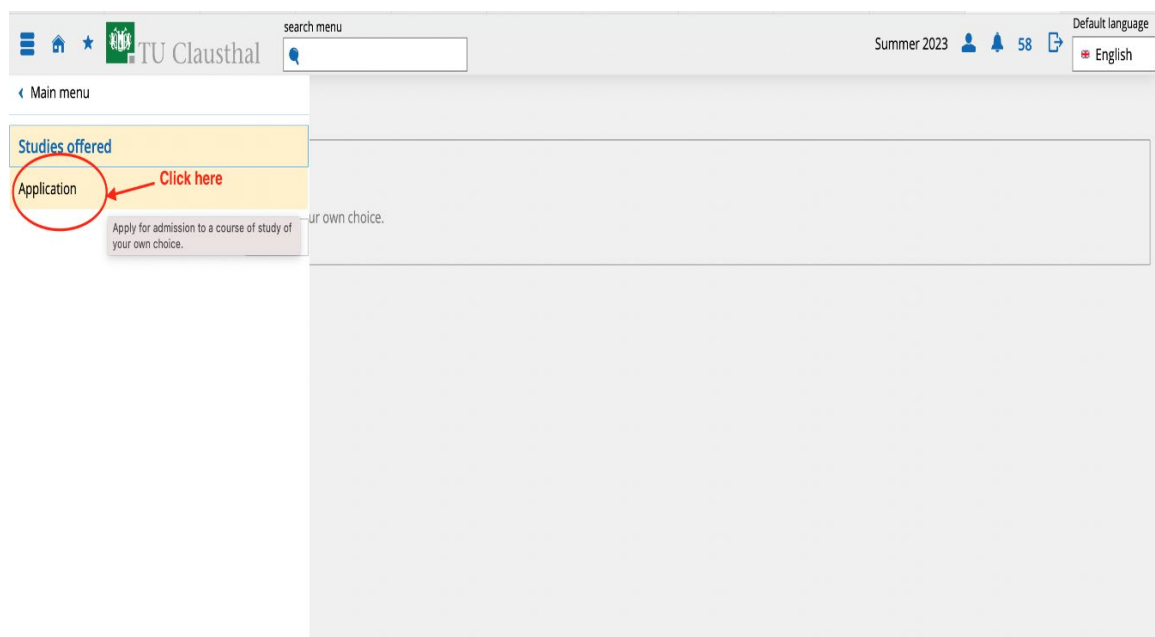
ⓘ There are currently no reports available.

[My communication channels](#)

Step 8: After logging in, you will see a menu divided into four sections. Under "Menu", click on "Study Offer" and start the application process:



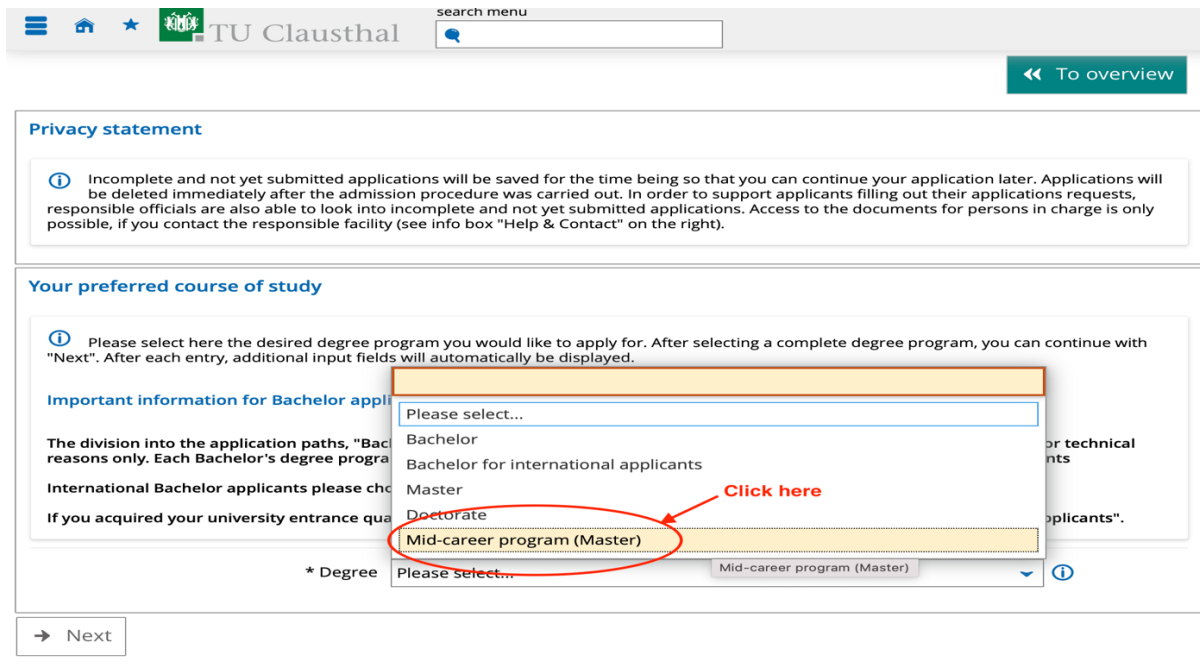
Step 9: You can apply directly to the program of your choice by clicking on "Application":



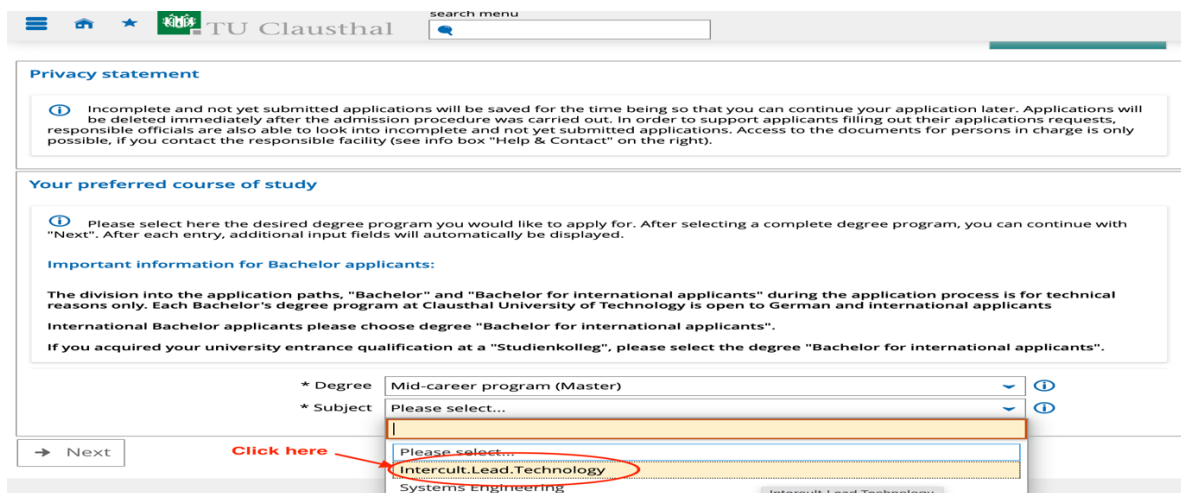
Step 10: The most important step of your application is to submit your application by clicking on **"Submit application"**:



Step 1: Select the desired degree from **"Continuing Education (Master)"**:



Step 12: Select the desired field of study, e.g. **"Intercult.Lead.Technology"**:



Step 13: Indicate in which semester you would like to start at our university:

Privacy statement

Incomplete and not yet submitted applications will be saved for the time being so that you can continue your application later. Applications will be deleted immediately after the admission procedure was carried out. In order to support applicants filling out their applications requests, responsible officials are also able to look into incomplete and not yet submitted applications. Access to the documents for persons in charge is only possible, if you contact the responsible facility (see info box "Help & Contact" on the right).

Your preferred course of study

Please select here the desired degree program you would like to apply for. After selecting a complete degree program, you can continue with "Next". After each entry, additional input fields will automatically be displayed.

Important information for Bachelor applicants:

The division into the application paths, "Bachelor" and "Bachelor for international applicants" during the application process is for technical reasons only. Each Bachelor's degree program at Clausthal University of Technology is open to German and international applicants

International Bachelor applicants please choose degree "Bachelor for international applicants".

If you acquired your university entrance qualification at a "Studienkolleg", please select the degree "Bachelor for international applicants".

* Degree: Mid-career program (Master)

* Subject: Intercult.Lead.Technology

* In which subject-related semester do you want to start studying?

Please select...

1. Subject-related semester

Higher Subject-related semester

Click here

Next

Step 14: in the last step you have to fill in the required information about the already selected Master's program and then click on "Next":

Privacy statement

Incomplete and not yet submitted applications will be saved for the time being so that you can continue your application later. Applications will be deleted immediately after the admission procedure was carried out. In order to support applicants filling out their applications requests, responsible officials are also able to look into incomplete and not yet submitted applications. Access to the documents for persons in charge is only possible, if you contact the responsible facility (see info box "Help & Contact" on the right).

Your preferred course of study

Please select here the desired degree program you would like to apply for. After selecting a complete degree program, you can continue with "Next". After each entry, additional input fields will automatically be displayed.

Important information for Bachelor applicants:

The division into the application paths, "Bachelor" and "Bachelor for international applicants" during the application process is for technical reasons only. Each Bachelor's degree program at Clausthal University of Technology is open to German and international applicants

International Bachelor applicants please choose degree "Bachelor for international applicants".

If you acquired your university entrance qualification at a "Studienkolleg", please select the degree "Bachelor for international applicants".

* Degree: Mid-career program (Master)

* Subject: Intercult.Lead.Technology

* In which subject-related semester do you want to start studying?

1. Subject-related semester

Click here

Next